

A

ATTENDANCE

B

BEHAVIOR

C

CURRICULUM

A QUARTERLY REPORT DESIGNED TO KEEP THE BOARD INFORMED

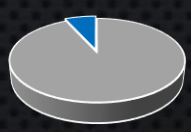
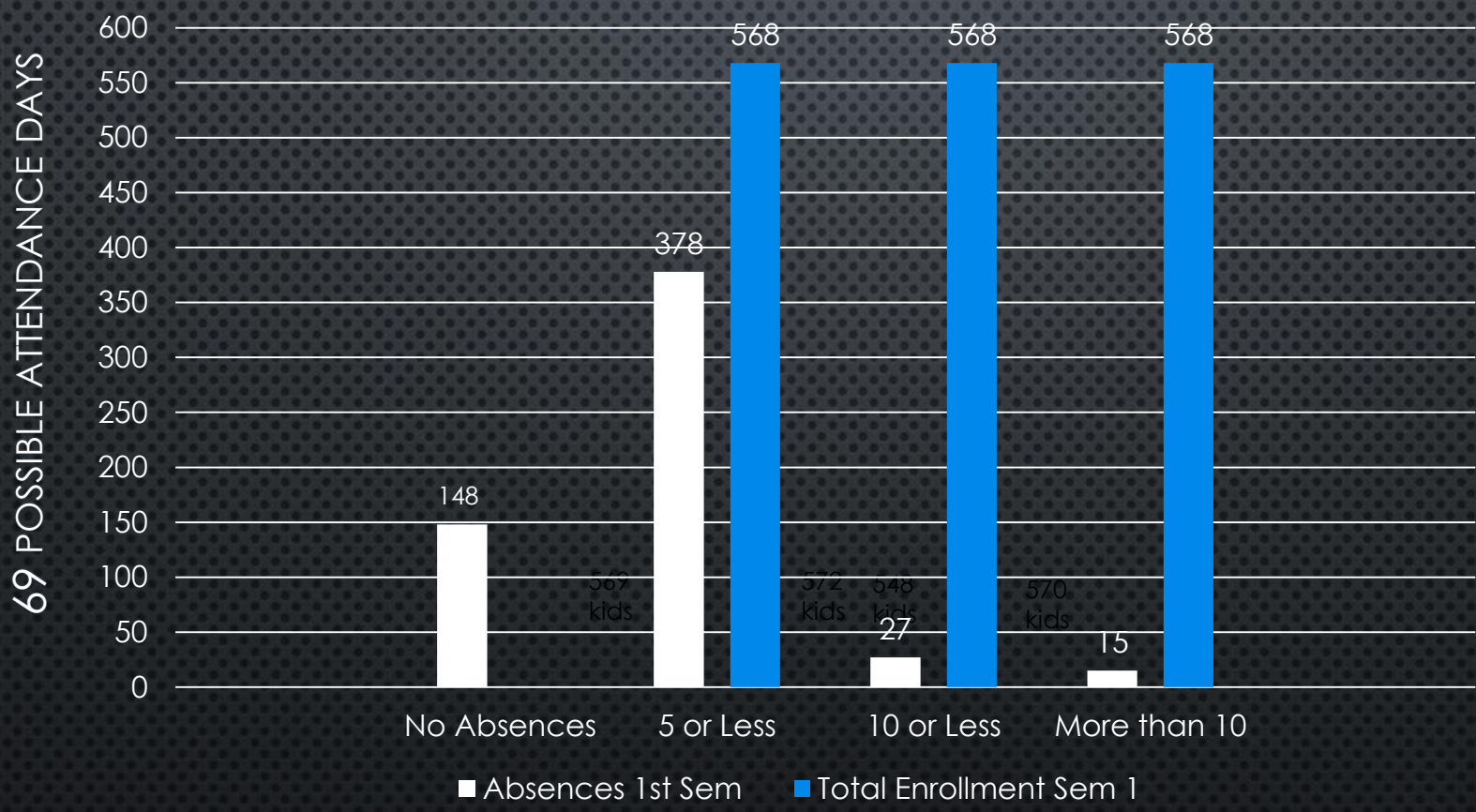
LAKWOOD MIDDLE SCHOOL



PRESENTED BY KELLIE ROWLAND | PRINCIPAL  
JANUARY, 2018

# ATTENDANCE

## LAKWOOD MIDDLE SCHOOL ABSENCE DATA YTD 1<sup>st</sup> Semester - 2017.2018



2016-17  
1<sup>st</sup> Sem Overall Attendance  
92.63%



2016-2017  
2<sup>nd</sup> Sem Overall Attendance  
94.72%



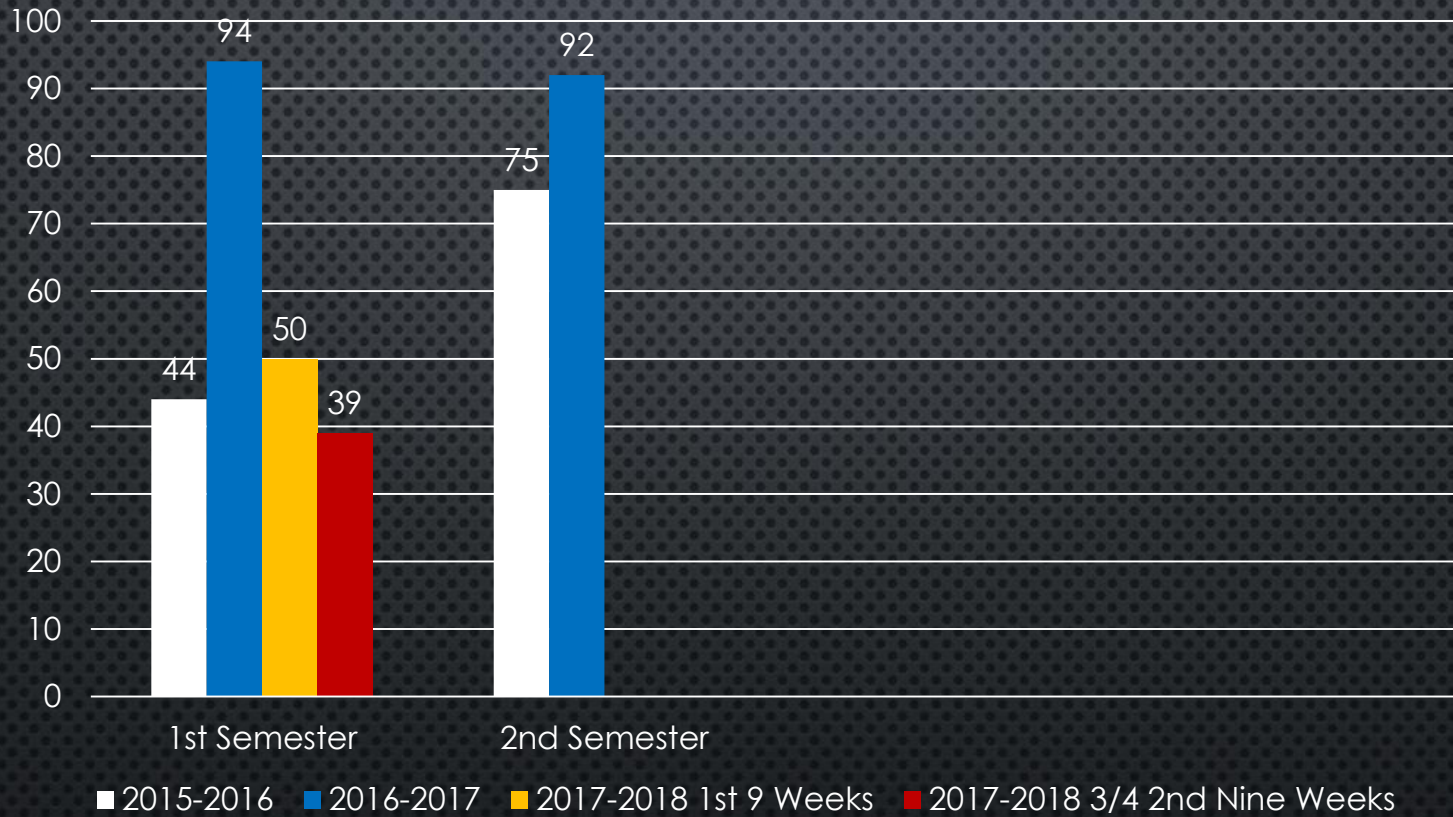
2017-2018  
YTD Overall Attendance  
95.06%

# BEHAVIOR STATISTICS

## RTC VISITS

BEHAVIOR STATISTICS | BY SEMESTER

RTC Visits



# BEHAVIOR STATISTICS 2017.2018 RTC DATA

BEHAVIOR STATISTICS | 1<sup>ST</sup> SEMESTER

1 <sup>ST</sup> 9 WEEKS	GIRLS	BOYS
5 <sup>th</sup> GRADE	2	7
6 <sup>th</sup> GRADE	1	13
7 <sup>th</sup> GRADE	1	9
8 <sup>th</sup> GRADE	4	13

2 <sup>ND</sup> 9 WEEKS	GIRLS	BOYS
5 <sup>th</sup> GRADE	3	5
6 <sup>th</sup> GRADE	0	11
7 <sup>th</sup> GRADE	2	7
8 <sup>th</sup> GRADE	2	9

# HOMework MONITORING

2015-2016

	1 VISITS	2 VISITS	3 VISITS	4 VISITS	5 VISITS	PARENT MEETINGS	8 VISITS	10 VISITS	MORE THAN 10
5 <sup>TH</sup> GRADE	76	25	10	14	25	X	0	0	0
6 <sup>TH</sup> GRADE	114	69	41	18	21	X	4	4	4
7 <sup>TH</sup> GRADE	135	60	28	14	16	X	3	3	3
8 <sup>TH</sup> GRADE	124	41	27	17	17	X	1	1	1

2016-2017 1st Sem

	1 VISITS	2 VISITS	3 VISITS	4 VISITS	5 VISITS	PARENT MEETINGS	8 VISITS	10 VISITS	MORE THAN 10
5 <sup>TH</sup> GRADE	70	25	9	4	10	X	0	0	0
6 <sup>TH</sup> GRADE	52	21	12	11	12	X	3	3	3
7 <sup>TH</sup> GRADE	80	33	14	7	10	X	1	1	1
8 <sup>TH</sup> GRADE	88	26	7	13	7	X	0	0	0

2016-2017 2<sup>nd</sup> Sem

	1 VISITS	2 VISITS	3 VISITS	4 VISITS	5 VISITS	PARENT MEETINGS	8 VISITS	10 VISITS	MORE THAN 10
5 <sup>TH</sup> GRADE	77	16	14	4	8	X	0	0	0
6 <sup>TH</sup> GRADE	37	19	10	3	17	X	3	3	3
7 <sup>TH</sup> GRADE	77	28	10	7	13	X	3	3	3
8 <sup>TH</sup> GRADE	46	23	15	6	7	X	0	0	0

# HOMWORK MONITORING

2017.2018 1st 9 Weeks

	1 VISITS	2 VISITS	3 VISITS	4 VISITS	5 OR MORE VISITS	10 OR MORE VISITS
5 <sup>TH</sup> GRADE	43	12	8	6	7	0
6 <sup>TH</sup> GRADE	26	21	7	4	9	2
7 <sup>TH</sup> GRADE	31	11	9	4	7	2
8 <sup>TH</sup> GRADE	25	9	5	1	7	1

2017.2018 2<sup>nd</sup> 9 Weeks

	1 VISITS	2 VISITS	3 VISITS	4 VISITS	5 OR MORE VISITS	10 OR MORE VISITS
5 <sup>TH</sup> GRADE	38	9	2	2	2	0
6 <sup>TH</sup> GRADE	20	12	4	3	4	0
7 <sup>TH</sup> GRADE	21	8	10	3	7	1
8 <sup>TH</sup> GRADE	14	13	9	2	3	0

- Friday workroom is offered to assist students to complete mission work every 2 weeks.
- Social probation option is Saturday School approximately 2 per month.
- Work with students during lunch on Reading and meeting AR goal.
- Schoolwork should average the grade x 10 to make any gains academically.



# HONOR LUNCHEON

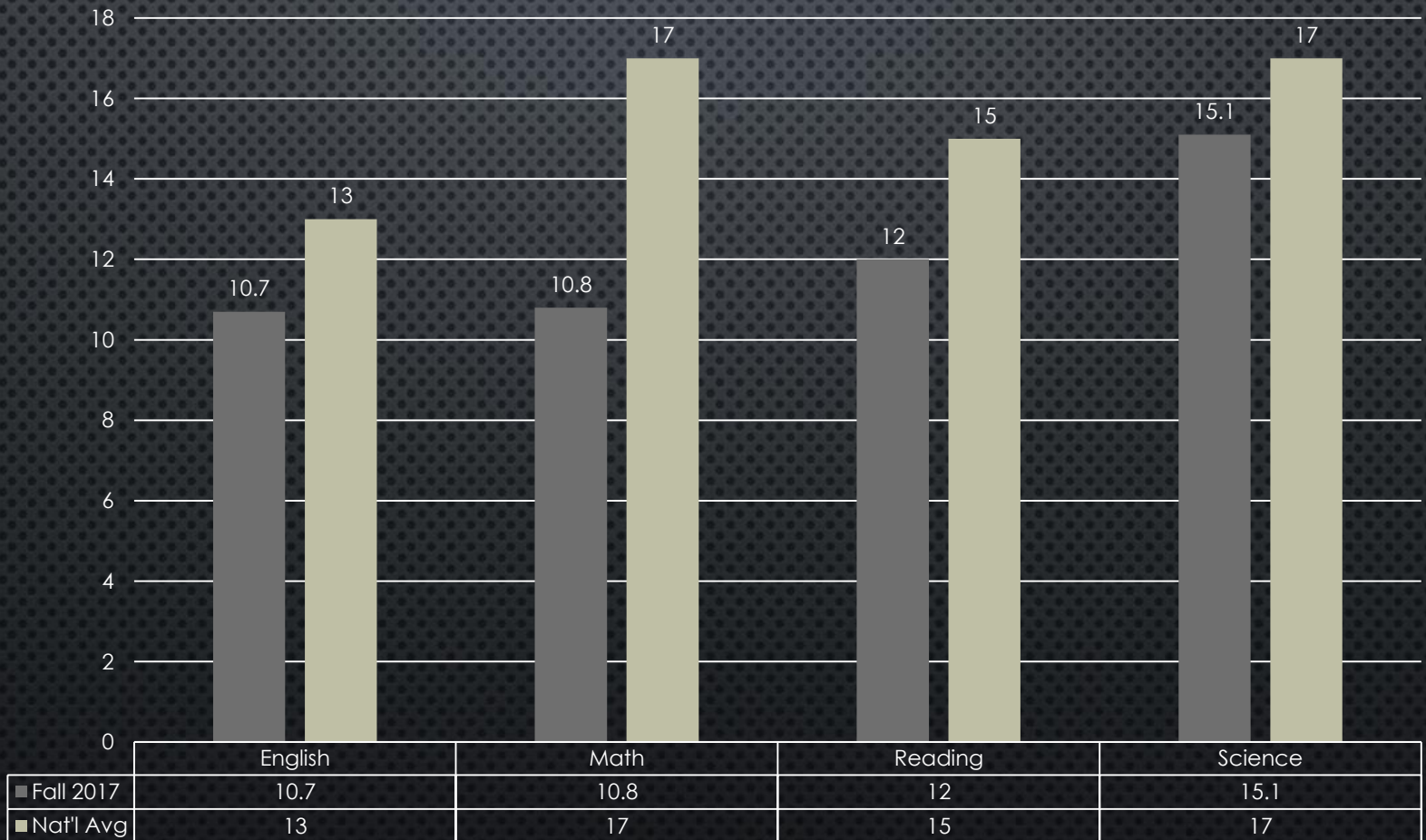
Data will be calculated and qualified students can be awarded 1, 2, 3, or all 4

- 1. CITIZENSHIP**  
No RTC, DR, or Bus Conducts
- 2. STUDIOUS STUDENT**  
No Homework Visits
- 3. HONOR ROLL STUDENT**  
3.0 or Higher
- 4. ATTENDANCE**  
3 or Less Days

# ACT EXPLORE DATA

ACT EXPLORE | FALL 2017

## 6th Grade ACT



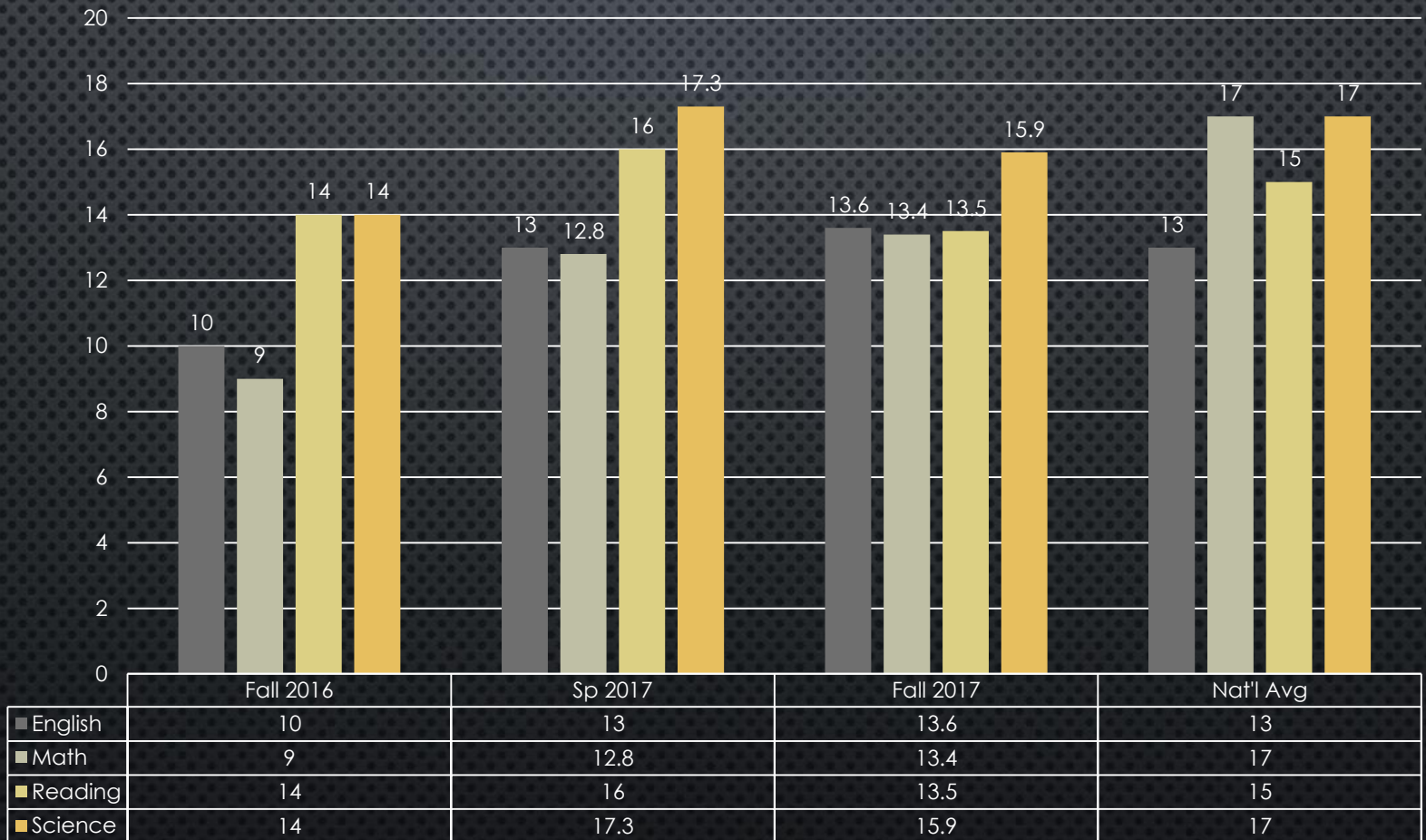
■ Fall 2017 ■ Nat'l Avg



# ACT EXPLORE DATA

ACT EXPLORE | FALL 2017

## 7th Grade ACT - Historical

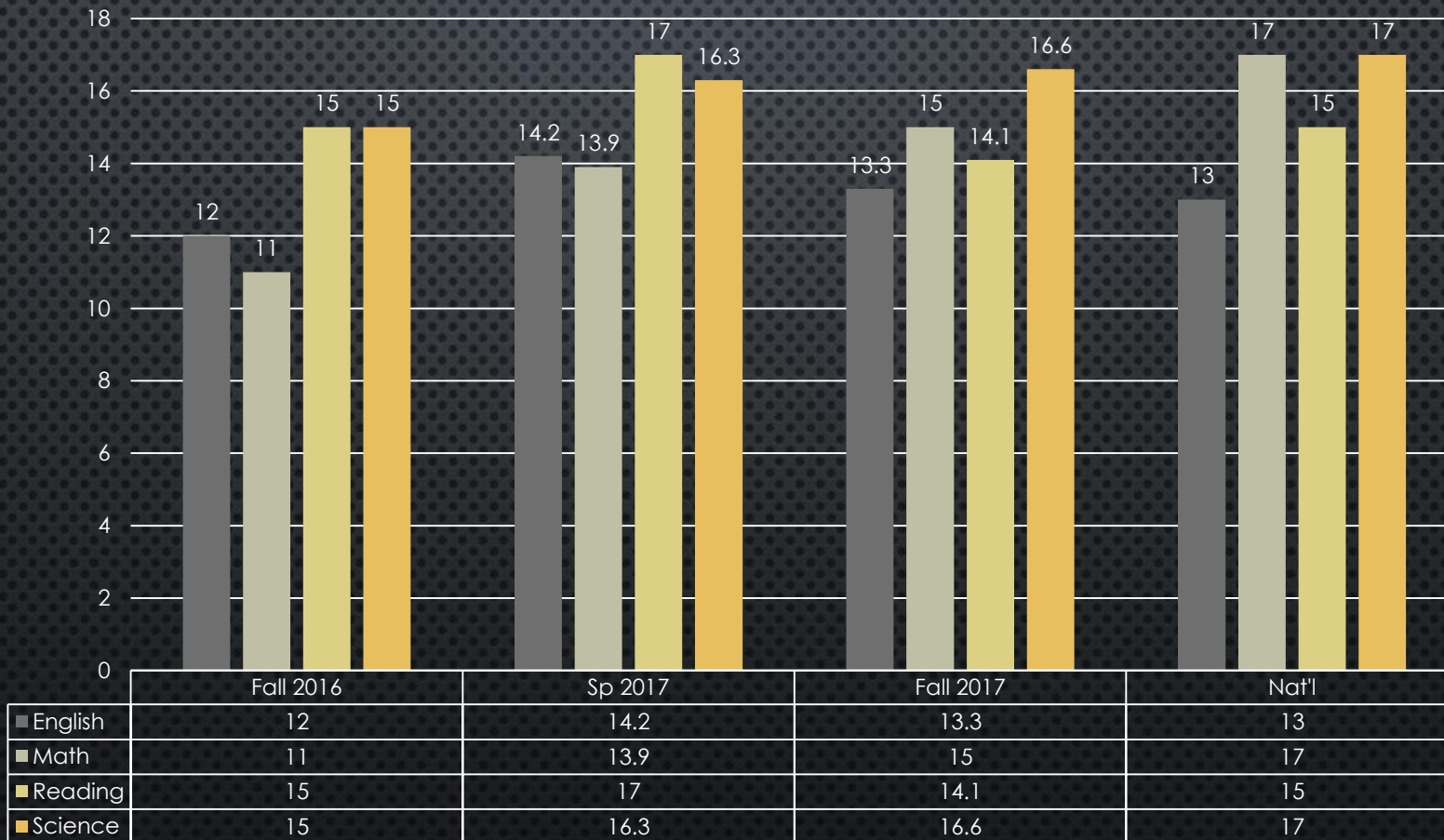


English Math Reading Science

# ACT EXPLORE DATA

ACT EXPLORE | FALL 2017

## 8th Grade ACT - Historic

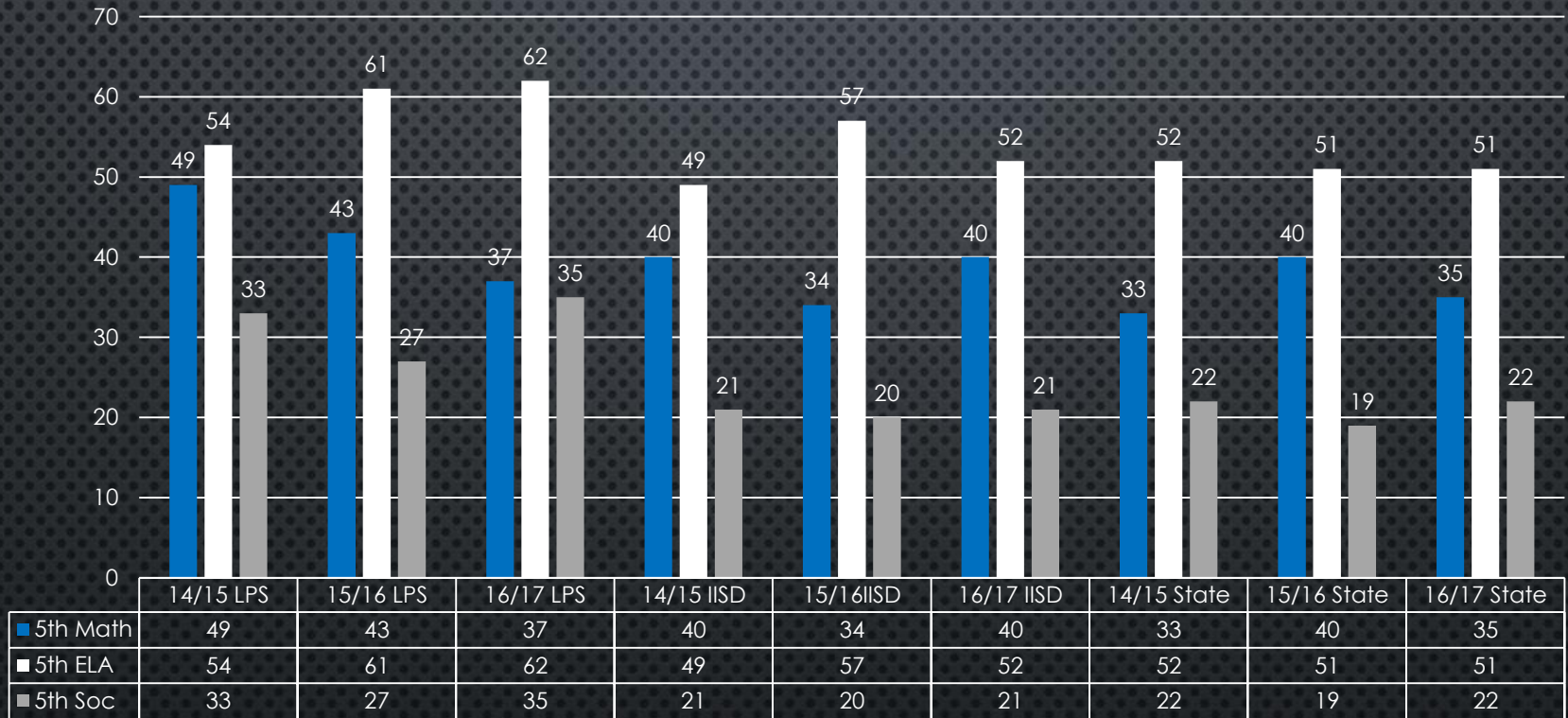


■ English ■ Math ■ Reading ■ Science

# M-STEP DATA

## 5th Grade Math, ELA, Social Studies M-STEP

M-STEP | HISTORICAL

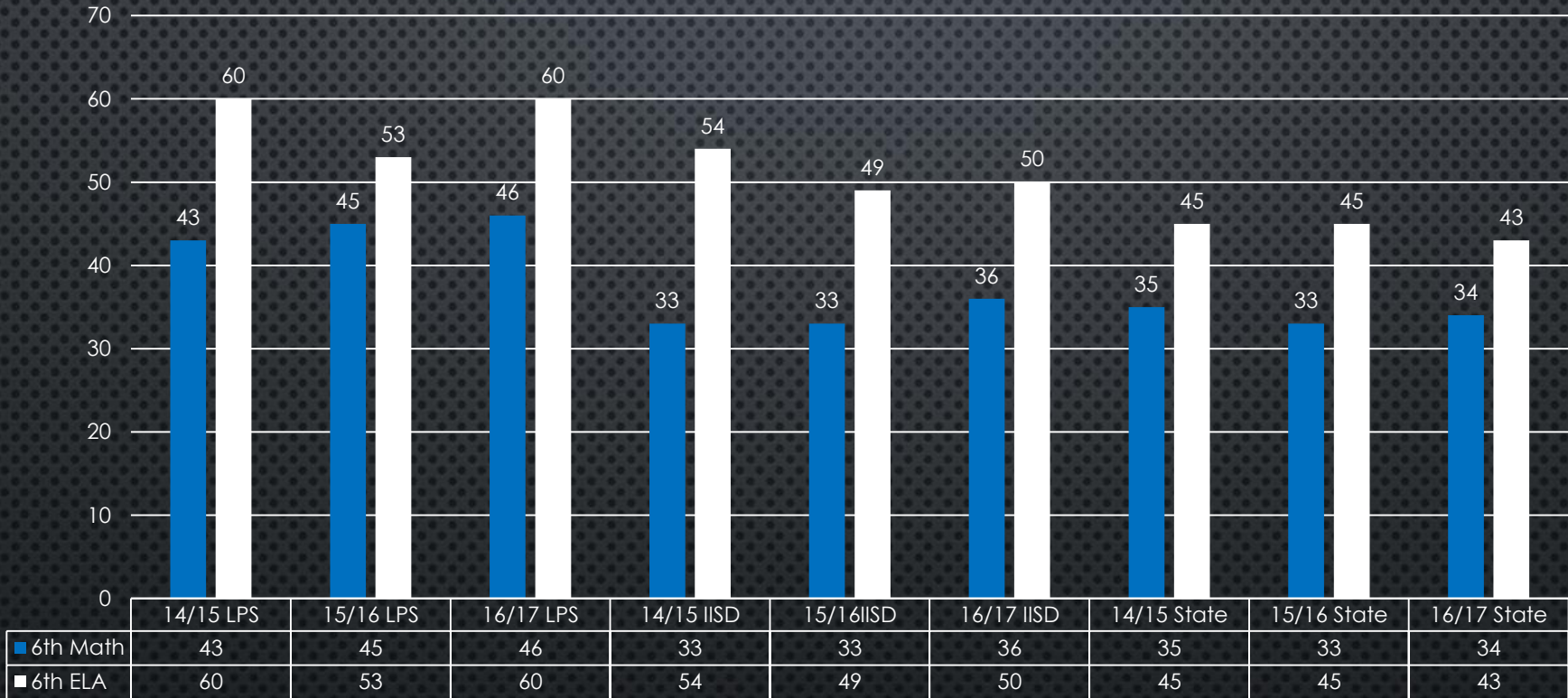


■ 5th Math ■ 5th ELA ■ 5th Soc

# M STEP DATA

## 6th Grade Math, ELA M-STEP

M STEP | 2016-2017

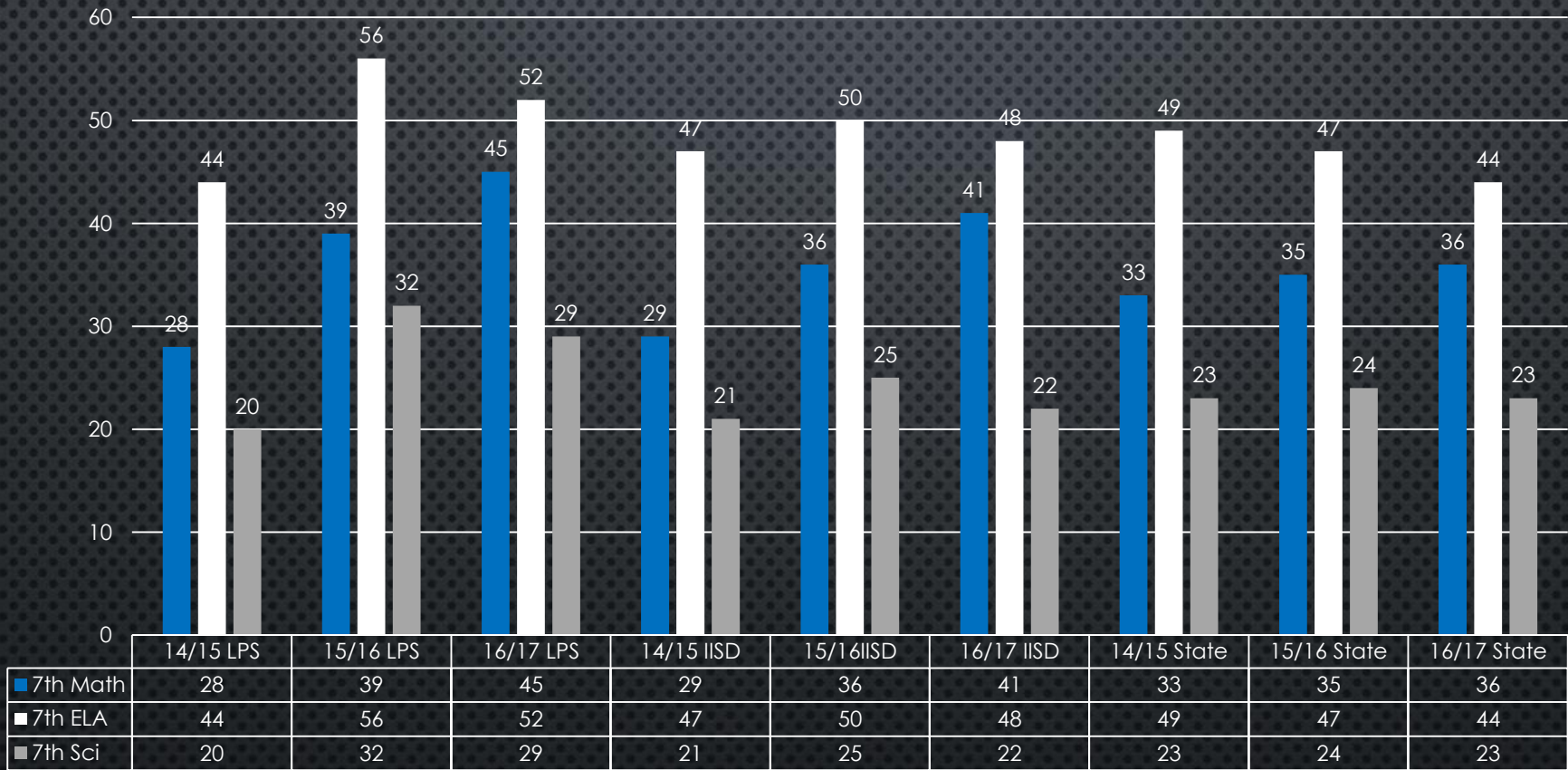


■ 6th Math ■ 6th ELA

# M STEP DATA

## 7th Grade Math, ELA, Science M-STEP

M STEP | 2016-2017

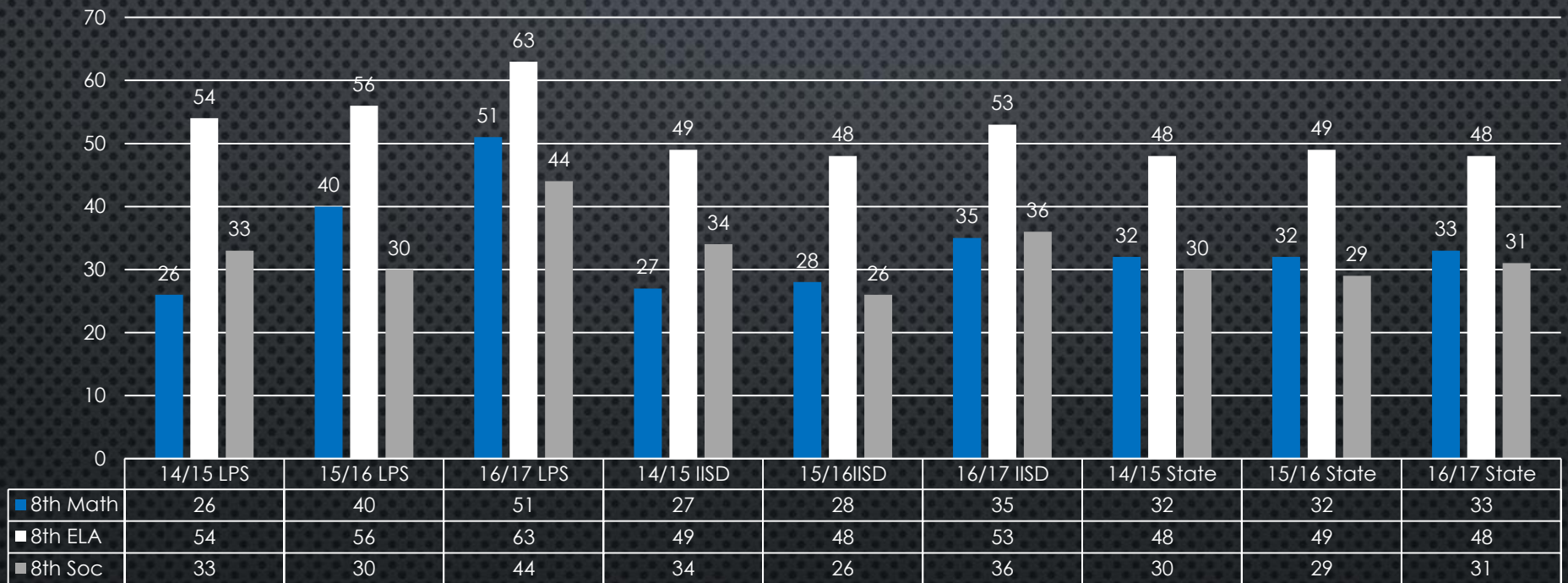


■ 7th Math ■ 7th ELA ■ 7th Sci

# M STEP DATA

## 8th Grade Math, ELA, Soc M-STEP

M STEP | 2016-2017



■ 8th Math ■ 8th ELA ■ 8th Soc



# STUDENT OPPORTUNITIES

## MATH OPPORTUNITIES

- Math 5, Math 6, Math Intervention Opportunities, TT Math 5, RR Math
- Advanced 6<sup>th</sup> Grade Math, TT Math 6, RR Math, Math Interventionist 6 MMS, Math Lab 6, 7, 8
- 7<sup>th</sup> Graders Algebra I, Math 7, TT Math 7, RR Math
- 8<sup>th</sup> Graders Algebra II, Algebra I, Math 8, TT Math 8, RR Math
- Daily MMS for 6, 7, 8

## LANGUAGE OPPORTUNITIES

- Introduction in Spanish 6
- Explore Spanish 7
- Spanish I
- German I

## ACCELERATED READER

- Coast to Coast – Read the Most in March
- Reading Contest – New this year during February/March
- Think and Write Thursdays with adjusted scale
- January 25 | Math
- February 22 | Science
- May 24 | Final Piece of Writing



# STEM UPDATE

8<sup>TH</sup> GRADE

2<sup>ND</sup> Year of an Elective Class

7<sup>TH</sup> GRADE

1<sup>ST</sup> YEAR of an Elective Class

5<sup>TH</sup> – 8<sup>TH</sup> GRADE

Science Classes Working on Next Generation  
Science Standards



# SCHOOL IMPROVEMENT

2017.2018

SCHOOL IMPROVEMENT GOALS

## GOAL 1

All students will be proficient in science.

## GOAL 2

All students at Lakewood Middle School will become proficient readers and competent writers.

## GOAL 3

All students will demonstrate proficiency in reasoning and explanation of mathematical skills and processes.

## GOAL 4

70% of 8th Grade students will achieve 70% on an Economics Vocabulary Test by May, 2020.

## GOAL 5

Lakewood Middle School students will be provided a variety of electives including technology, fine arts, world language, and physical education.



# SCHOOL CLIMATE SURVEY

FALL 2017.2018

## Survey Scale 1-4

[1=low range; 4=high range]

### PARENTS

3.45/4.0

### STUDENTS

3.0/4.0

### PERSONNEL

3.31/4.0

# CHARACTER DEVELOPMENT

There is a cycle of 4 years to allow students to experience 36 different positive characteristics during their middle school years.

VIKING ACTION OF SUCCESS – Part of the RTC Process  
2017.2018 YEAR

2017.2018

September	Respect
October	Perseverance
November	Self-Discipline
December	Generosity
January	Leadership
February	Tolerance
March	Cheerfulness
April	Pride
May	Ambition



# COMMUNICATIONS

We know that school to home communication is critical. Lakewood Middle School has launched the following communication strategies to keep our school community informed.

- Weekly Newsletter
- Family Friday Focus of Important dates
- Monthly Newsletter
- Synergy with Parent Vue
- Progress Report Schedule with a returned of parent signature
  - September 28<sup>th</sup> to return September 29<sup>th</sup>
  - October 26<sup>th</sup> to return on October 29
  - December 7<sup>th</sup> to return on December 8<sup>th</sup>
  - **JANUARY 19<sup>TH</sup> END OF SEMESTER**
  - Report Cards for 2017-2018 1<sup>st</sup> semester go home January 24<sup>th</sup>
  - February 22<sup>nd</sup> to return on February 23<sup>rd</sup>
  - March 22<sup>nd</sup> to return on March 23<sup>rd</sup>
  - May 3<sup>rd</sup> to return on May 4<sup>TH</sup>
  - **JUNE 1<sup>ST</sup> END OF SEMESTER**
  - Report Cards are sent home on June 1st for the 2017-2018 school year

# 5D+ EVALUATIONS

2017.2018

- **5D Evaluation on target mid-year; [50% completed for 100% of staff]**
- 2 Observations Completed
- Mid-Year Meetings with Evaluator Beginning January 29
- At least 2 more observations by May 14<sup>th</sup> to schedule final observations
  
- Weekly Grade Level Teams: Discuss a particular indicator and list ways they demonstrate in the classroom to share out with the rest of their colleagues
  
- Student Growth Data for 2017.2018
- Pre/Post Local Assessments
- ACT Reading/English ACT Science/Math results for 8<sup>th</sup> Grade Spring Assessment
- Pass and Fail Rate of Each Class

A blue abstract graphic consisting of several overlapping, curved lines that resemble a stylized 'L' or a checkmark, located in the top-left corner of the slide.

# 5D+ EVALUATIONS

Thank you.

Questions?